

HELIO MAP – Modular Addressable Panel

Identify exact locations of gas levels and alarms with location text & floor plans on screen.

8 GB SD Card for location text, floor plans & data logging.

Large 7" Touch Screen with help text.



System Features

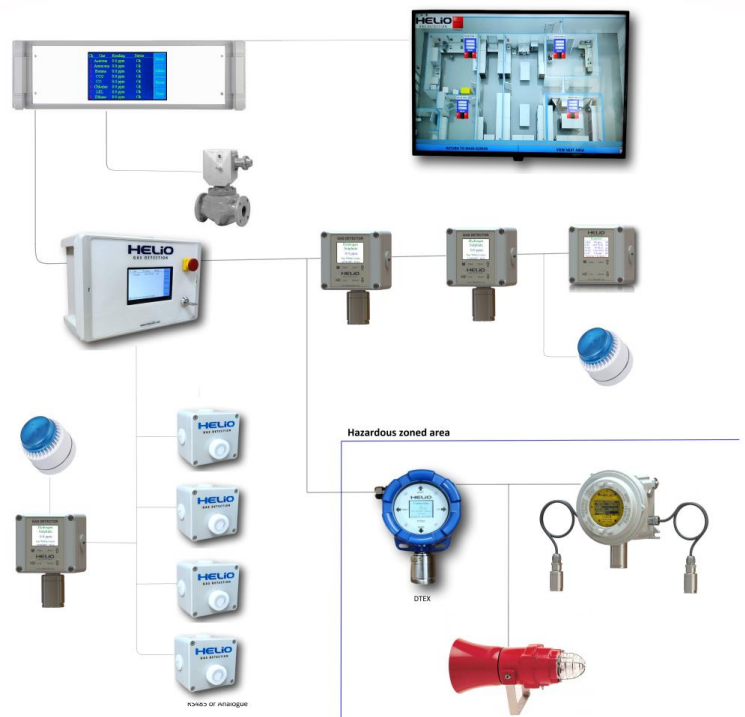
- 7.0" Touch Screen TFT display.
- Connect up to 500 gas sensors.
- Up to 64 analogue Inputs with expansion
- Up to 64 analogue Outputs with expansion
- 8 Volt free relay outputs, expandable to 72
- Visual indication of gas levels, status and location.
- Interface with other devices, names and units are programmable.
- Remote reset / isolate.
- 8 GB SD Card for data-logging & floor plans.
- Wall or 19" rack mount enclosures.
- IP 65 rating.

User Friendly

- Touch screen interface.
- Easy to use Step by step menu.
- Customise area floor plans with detector locations.
- Any 4-20mA device can be interfaced.
- Supplied pre-configured.
- Minimal training required.
- Password protected.

Cost Benefits

- Connect up to 500 gas sensors as part of an RS 485 Network resulting in reduced cabling and installation costs.
- Simple installation allows the control panel to be conveniently located.
- Compact unit 280mm x 320mm x 135mm.



All Helio products can communicate with each other allowing a wide range of installations suiting most requirements with a single solution.

Non Helio products can be added to the network including temperature, pressure, radiation ,existing detectors or any device that provides an output.

Intuitive menus and on screen help text ensure ease of use and minimal training.

Add relays, analogue inputs and outputs with expansion modules as required.

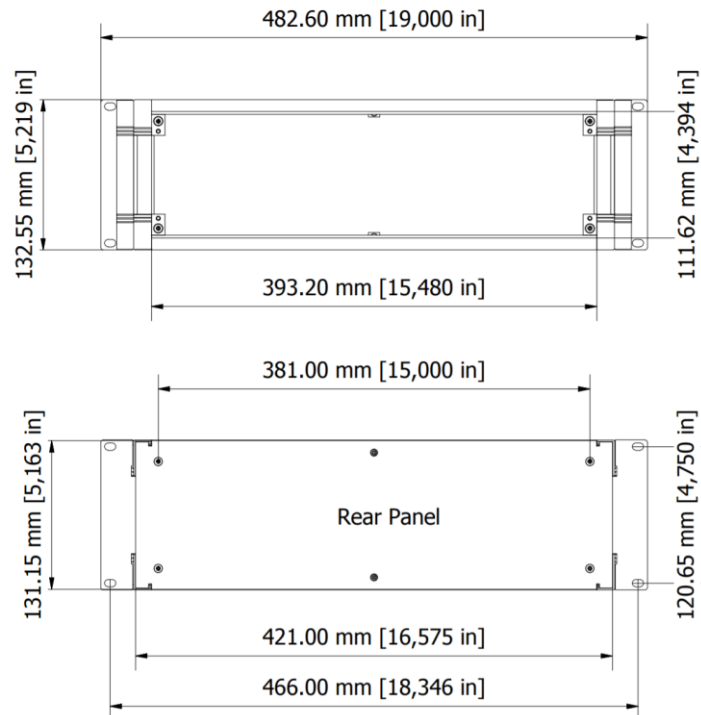
Environmental Specifications

Operating temperature	-10 °C to 60 °C
Storage Temperature	-20 °C to 70 °C
Humidity range	20 to 90 % Non-condensing

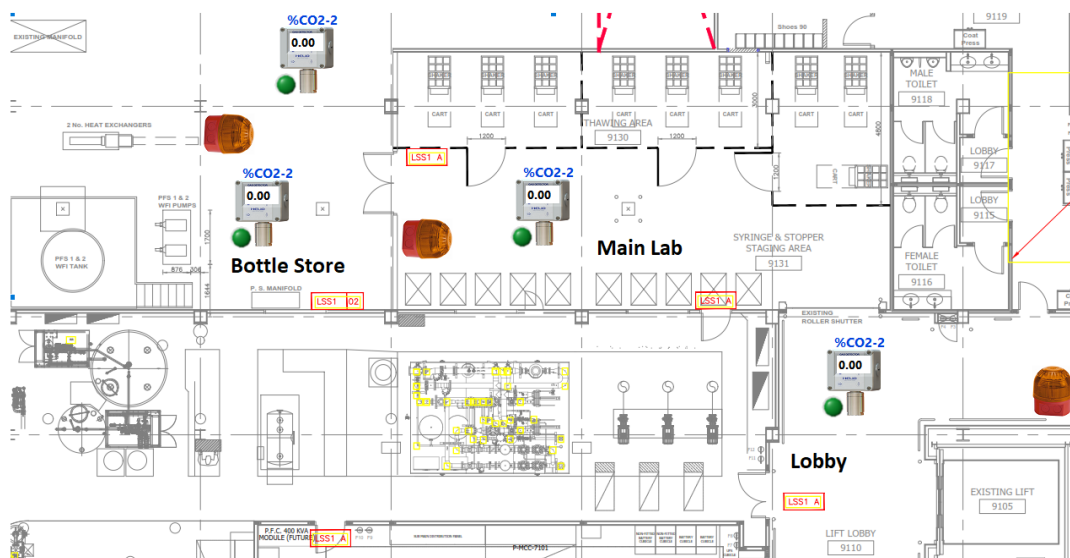
Electrical Specifications

Supply voltage	86Vac - 260Vac
Power Consumption	6W
Sensor cables	4 core, screened, 0.5mm ² to 1.5mm ²
Relay contacts	SPST, 250V, 8A.
Analogue outputs	Optional analogue output per channel
Battery operation time	2 x 1.2AH battery: typically 4 hours
Terminations	PCB terminal blocks up to 2.5mm ² cables
Alarm inhibit	Password protected alarm inhibit /muting
Alarm setting	Digital setting (fully adjustable)
Alarm types	Energised/de-energised Enrichment / deficiency Latched & Delayed
Memory	8 GB Flash
Enclosure material	19" Rack Mount Aluminium plate

Dimensions (mm)



View Layouts and detector locations on screen



www.helioGD.com

info@helioGD.com

+353 (0) 21 242 9448